


◆ SGXH型全自动全封闭环保干洗机系列

Health isolated dehydrating machine series



主要特点

SGXH系列全封闭带制冷回收环保干洗机引进国外先进技术并采用全悬浮技术以及微电脑全自动变频控制电器,具有外观新颖,操作简便,噪音低,环保无污染,能源消耗小,溶剂回收率高等特点,具有一条龙洗涤,是洗涤行业中超前产品。

Main Features

SGXH series full enclosed with refrigeration recycle environment dry cleaning machine. have the introduction of foreign advanced technology, suspension technology and fully automatic of novel appearance, simple operation, low noise, environmental with no pollution, low energy consumption, high solvent recycling rate. It's the advanced product in the washing industry.

□ 全自动洗脱机主要技术参数

Automatic Washing-dewatering Machine

项目	SGXH-8-10	SGXH-12-15
洗衣容量(干件)(Kg)	8-10	12-15
洗涤剂(C ₂ Cl ₄)	四氯乙烯 perchloroethylene	四氯乙烯 perchloroethylene
额定电压(V)	220/380	220/380
主电机功率(kW)	1.5	1.5
风机功率(kW)	1.5	1.5
液泵功率(kW)	0.55	0.55
甩干速度(r/min)	800-1000	800-1000
外形尺寸(长×宽×高)(mm)	1750×1200×1800	1750×1200×2050
整机重量(Kg)	800	1000

◆ 石油干洗机系列

Oil dry cleaning machine series



全自动石油溶剂干洗机

Automatic oil dry cleaning machine

主要特点

- ◎ SGX悬浮式石油干洗机, 装有变频功能, 可根据具体需要任意选择洗涤程序以提高洗衣脱液的效率。
- ◎ 强力喷淋冲洗功能: 喷淋头将洗液直接喷洒至洗衣鼓中心, 清洗衣物上的的洗涤残留, 快捷彻底。
- ◎ 适用于涤毛、呢绒、丝绸、化纤等中高档织物及裘皮羽绒制品的洗涤, 衣物油垢清洗干净、无磨损褶皱、不收缩变形、杀菌防蛀、松柔挺括、色泽鲜艳, 是新世纪的科技产品。

Main Features

- * SGX suspending oil dry cleaning is equipped with inverter, the washing program could be selected randomly according to each requirement, with increased the efficiency of washing and extracting.
- * Powerful spraying and rinsing function: sprinkler sprays the washing solvent directly to the center of the washing drum, could remove the scour residue fastly and completely.
- * Be suitable for wool, woolen, silk, chemical fiber, fur and eiderdown etc middle-high grade fabrics, clean oil dirty clearly, no abrasion and wrinkle, no shrink and deformation, sterilization and mothproof, makes the fabrics soft and bright. It is an advanced product in the new century.

□ 石油干洗机主要技术参数

Main Technical Parameter

规格型号 Model	洗涤容量 Washing capacity (kg)	储液箱容量 Capacity (L)	滚筒规格 Specifications	洗衣滚筒转速 Drum rotation			电动机 Power (Kw)	电压/频率 Voltage frequency (V/Hz)	外形尺寸 Dimensions (mm)	重量 Weight (Kg)
				洗涤 Washing	均布 Uniform	脱剂 Degreasing agent				
SGX-6	6	210	620×330	40-45	70	900-1000	1.5	220/50	1500×800×1700	600
SGX-8	8	230	630×330	40-45	70	850-950	1.5	220/50	1580×820×1730	800
SGX-10	10	250	630×400	40-45	70	840-920	1.5	220/50	1580×900×1730	850
SGX-12	12	270	700×400	40-45	70	820-900	2.2	220/50	1600×940×1730	900

烘干机系列
Drying machine series120Kg-150Kg烘干机
120Kg-150Kg Tumble Dryer10Kg-30Kg烘干机
10Kg-30Kg Tumble Dryer50Kg-70Kg烘干机
50Kg-70Kg Tumble Dryer

主要特点

- 采用自动控制装置，只需选择烘干时间，即可自动正反转完成整个烘干过程，并停机警报。
- 转桶采用优质不锈钢制造，美观光滑，持久耐用。
- 大开门设计，并配有较大的钢化视镜玻璃，随时可观看衣物烘干情况，180°开门，方便装卸衣物。
- 三角带传动，运转平稳，噪音低，安全可靠。
- 箱柜式结构，结构紧凑，占地面积小。

Main Features

- * Adopt the automatically controlled, only need to regulate good time through the control panel, it can finish drying the course entirely automatically, stop alarm.
- * Drum is made of all stainless steel, beautiful and smooth, durable.
- * Big door, equipped with large toughened glass, available in watching clothes during drying time, open the door greatly and easily open the door in 180 degree to draw the clothes.
- * Triangle belt, smooth operation, low noise, safe and reliable.
- * Box cabinet structure, compact structure, cover a small area.

100Kg烘干机
100Kg Drying Machine全钢烘干机
Full Stainless Steel Drying Machine烘干机主要技术参数
Main Technical Parameter

型号 Type	外型尺寸 Overall dimension (mm)	内胆尺寸 Drum dimension (mm)	电机功率 Motor power (kW)	风机功率 Motor power of exhaust fan (kW)	电加热功率 Electric heating power (kW)	转速 Rotate speed (r/min)	蒸汽压力 Steam pressure (Mpa)	备注 Note
SWA801-10	700X1100X1340	φ 640X560	0.55	0.55	7.2	46	0.4-0.6	电加热型和蒸汽型 Electric & steam type
SWA801-15	900X1200X1500	φ 760X560	0.75	0.75	10.8	35	0.4-0.6	
SWA801-30	1100X1450X1900	φ 950X860	1.1	1.1	18	32	0.4-0.6	
SWA801-50	1320X1700X2200	φ 1160X1000	1.5	1.5	21	32	0.4-0.6	
SWA801-100	1500X1800X2390	φ 1320X1100	2.2	2.2	39	30	0.4-0.6	
SWA801-100(双)	1620X1800X2410	φ 1500X1000	2.2	2X1.5	-	30	0.4-0.6	双引风 Double blower
SWA801-120	1620X1850X2410	φ 1500X1080	2.2	2X1.5	-	28	0.4-0.6	
SWA801-150	1740X1900X2550	φ 1600X1160	3	2X2.2	-	27	0.4-0.6	天然气型，两个燃烧头 Gas type with two combustion heads
SWA801-30T	1100X1450X1900	φ 950X800	1.1	1.1	-	32	-	
SWA801-50T	1320X1700X2200	φ 1160X1000	1.5	1.5	-	32	-	
SWA801-100T	1485X1800X2360	φ 1320X1100	2.2	2.2	-	30	-	
SWA801-120T	1620X1850X2400	φ 1500X1080	2.2	2X1.5	-	28	-	天然气型，四个燃烧头 Gas type with four combustion heads
SWA801-150T	1740X1900X2600	φ 1600X1160	3	2X2.2	-	27	-	
SWA801-50M	1320X1700X2200	φ 1160X1000	1.5	2X0.75	-	32	-	烧木材型，外加引风机 与燃烧炉 Wood-buring type with blower
SWA801-100M	1485X1800X2360	φ 1320X1100	2.2	2X0.75	-	30	-	

染色机系列

Dyeing machine series



成衣染色机
Colthes Dyeing Machine



普通染色机
Common Dyeing Machine



全不锈钢变频调速洗染机
Stainless Steel Frequency Conversion Velocity
Modulation Washing And Dyeing Machine

主要特点

- 适用于麻、棉、人造丝等;
- 采用全不锈钢制造,机械调速具有无噪音、调速方便等优点;
- 浆叶正反方向搅拌染液,使染物成浮染状态,染色均匀、渗透力强,不易损伤染物。

Main Features

- * Applicable to linen, cotton, rayon, etc.
- * Adopts stainless steel manufacturing, mechanical control has advantages of anti-noise, and easy to adjust speed.
- * Mixing blades and direction to make dye liquid, floating with state, dyeing uniformity, strong penetration without damage fabric to be dye.

成衣染色机主要技术参数

Main Technical Parameter

型号 Type	尺 Feet	额定容量(kg) Rated capacity	染缸内径尺寸(mm) Dye vat bore size	外形尺寸(mm) Overall dimensions	功率(Kw) Power
BL-4	4	25	1220 × 1020	1800 × 1050 × 1260	0.75
BL-5	5	35	1530 × 1090	2210 × 1220 × 1410	1.1
BL-5.5	5.5	45	1680 × 1230	2260 × 1360 × 1560	1.1
BL-6	6	70	1840 × 1430	2420 × 1560 × 1670	1.5
BL-6.5	6.5	90	1990 × 1600	2570 × 1730 × 1820	1.5
BL-7	7	140	2140 × 1830	2770 × 1960 × 1920	2.2
BL-8	8	160	2440 × 1900	3070 × 2040 × 2480	2.2
BL-9	9	185	2730 × 1945	3420 × 2085 × 2075	3
BL-10	10	230	3050 × 2050	3790 × 2190 × 2175	3

染色机主要技术参数

Main Technical Parameter

型号 Type	最大洗涤量(Kg) Max. washing capacity	转速 (r/min) Speed	功率 (kw) Power	变频器功率 (kw) Inverter power	蒸汽压力 (Mpa) Steam pressure	一次洗涤耗水量 (kg) Water consumption/time	转筒尺寸(内径 × 长度) (mm) Drum dimensions	外形尺寸长 × 宽 × 高 (mm) Overall dimensions
GXF30	30	5-33	1.1	1.5	0.4-0.6	520	φ 660 × 800	1500 × 1100 × 1300
GXF50	50	5-33	1.5	2.2	0.4-0.6	620	φ 800 × 980	1750 × 1200 × 1500
GXF70	70	5-33	2.2	3	0.4-0.6	750	φ 950 × 1220	2050 × 1300 × 1700
GXF100	100	5-33	3	4	0.4-0.6	920	φ 960 × 1420	2300 × 1300 × 1800
GXF150	150	5-33	4	5.5	0.4-0.6	1100	φ 1060 × 1650	2500 × 1400 × 1900
GXF200	200	5-33	5.5	7.5	0.4-0.6	1430	φ 1080 × 2000	2900 × 1400 × 1900
GXF300	300	5-30	7.5	11	0.4-0.6	2100	φ 1300 × 2280	3200 × 1930 × 2200
GXF400	400	5-30	11	15	0.4-0.6	2500	φ 1220 × 3360	4250 × 1850 × 2200

◆ SZW型全自动夹烫机系列

SZW model steam press machine series



SZW1200气控自动水洗万能夹烫机

SZW1200 gas controlled automatic washing universal machines



SZW1250手动万能夹烫机

SZW1250 manual universal press machine

主要特点

SZW系列夹烫机适用于宾馆、饭店、部队、洗染店、服装厂等企事业单位，对羊毛、合成纤维及棉、毛织物的裤缝、衣领等的定型烫加工，同时也可烫平小面积台布、餐巾、手帕等物品，主要用于干洗、水洗后织物的熨烫处理。该机操作简单，维护保养都很方便，实用性强。

Main Features

SZW series steam press machine is suitable for hotels, restaurants, army, laundry shops, garment factories and other enterprises; could finalize and iron the trousers slot and collar of wool/woolen and cotton fabrics after dry cleaning or water cleaning. Operating easily, maintaining conveniently and good practicability.

◆ SZW型全自动夹烫机主要技术参数

Main Technical Parameter

型号 Model	熨烫部位	蒸汽压力 Steam pressure (Mpa)	蒸汽耗能 Steam consumption (kg/h)	压缩空气压力 Compressed air pressure (Mpa)	外形尺寸 Size (mm)	重量 Weight (Kg)	外配设置 Fitting
SZW-1250	万能	0.4-0.5	20	0.4-0.5	1200×1400×1400	250	蒸汽锅炉空压机 Steam boiler Air Compressor
SZW-1250	万能	0.4-0.5	20	0.4-0.5	1200×1400×1400	200	蒸汽锅炉 Steam Boiler
SZW-1200	万能	0.4-0.5	25	0.4-0.5	1350×1400×1300	260	蒸汽锅炉空压机 Steam boiler Air Compresso
SZW-500	肩背	0.4-0.5	15	0.4-0.5	1200×1400×1300	220	蒸汽锅炉空压机 Steam boiler Air Compressor
SZW-270	领袖	0.4-0.5	20	0.4-0.5	1200×1400×1300	230	蒸汽锅炉空压机 Steam boiler Air Compressor

◆ 整烫设备系列

Ironing equipment series

真空烫台
Vacuum ironing table蒸汽发生器
Steam generator人像机
Portrait Machine

□ 整烫设备主要技术参数


Main Technical Parameter

型号 Model (真空烫台 Vacuum ironing table)	RZ-II
蒸汽工作压力 Mpa Work pressure of steam	0.4-0.6
耗气量 Kg/h Steam consumption	12
进气管道 (DN) mm Steam input pipe (DN)	15
出气管道 (DN) mm Steam output pipe (DN)	15
额定功率 KW Rated power	0.55
外形尺寸 (长×宽×高) mm Dimension (L×W×H)	1300×540×1550
整机重量 Kg Machine weight	108

型号 Model (人像机 Portrait machine)	YTT-B(220V,380V)
风机功率 Kw Fan power	0.37
台面尺寸 mm Table size	8001400
外形尺寸 (长×宽×高) mm Dimension (L×W×H)	1400×960×1050
整机重量 Kg Machine weight	100

烫平机系列

Ironing machine series




YPA III - 2500 ~ 3000 三滚烫平机 (平烫机)
YPA III - 2500 ~ 3000 Three Rollers Ironing Machine

主要特点

- 本机采用变频调速，用户可根据不同织物的需要及熨平状况选用合适的熨平速度。
- 采用烘筒通压力蒸汽的办法或红外线电加热石英管，加热滚筒表面，热效率较高。
- 本机采用减速机减速，速比大，超负荷能力强，噪音低。
- 采用链条传动，具有较大的承载能力。
- 织物输送系统采用宽皮带，避免宽幅帆布在传动中难于解决的游动现象。
- 各滚筒之间具有一定的速差，熨平效果更好。
- 烘筒的蒸汽进口采用旋转接头密封无漏气，使用寿命长。
- 本公司已成功研制四、五、六滚烫平机，用户可根据具体情况对熨平机进行升级改造。
- 本系列机型具有蒸汽加热和电加热两种加热形式可供选择。

Main Features

- * The machine adopts speed-adjusted, users can choose ironing speed according to different fabrics and pressed conditions.
- * Using pressure steam cylinder or infrared quartz tube, to heat drum surface, high heating efficiency.
- * The machine adopts stroter to make the gear running down, with high speed rate, high efficiency over-loading ability and low noise.
- * Driving by chains, that can bear a very heavy loading.
- * Using wide conveyor belt for the cylinder adopts rotary connections for sealing to avoid the flowing phenomenon during the period of transmission.
- * Each cylinder possesses different speeds, which makes the efficiency better.
- * The steam input of the cylinder adopts rotary connections for sealing to avoid steam leaking, with longer life.
- * We have successfully developed four, five and six cylinders ironing machine, customers could upgrading the ironing machine according to your requirements.
- * Steam heated or electric ones are available.



YPA II - 1800 ~ 3000 双滚烫平机
YPA II - 1800 ~ 3000 Double Roller Ironing Machine



YPA I - 1800 ~ 3000 单滚烫平机
YPA I - 1800 ~ 3000 Single Roller Ironing Machine

烫平机主要技术参数

Main Technical Parameter

型号 Type	外型尺寸 Overall dimension (mm)	滚筒尺寸及数量 Roller dimension(mm) and quantity	电机功率 Motor power (kW)	电加热功率 Electric heating power (kW)	熨烫速度 Rotate speed (m/min)	蒸汽压力 Steam pressure (Mpa)	备注 Note
YPA I - 1800	2800 × 1400 × 1500	φ800 × 1800/1	0.75	18	0-7	0.4-0.6	电加热型和蒸汽型 Electric or steam type
YPA I - 2500	3500 × 1400 × 1500	φ800 × 2500/1	0.75	24	0-7	0.4-0.6	
YPA I - 2800	3800 × 1400 × 1500	φ800 × 2800/1	0.75	30	0-7	0.4-0.6	
YPA I - 3000D	3960 × 1400 × 1500	φ800 × 2800/1	0.75	36	0-7	-	
YPA II - 2800D	3760 × 2400 × 1500	φ800 × 2800/2	1.5	72	0-20	-	
YPA II - 3000	4000 × 2400 × 1500	φ800 × 3000/2	1.5	-	0-20	0.4-0.6	
YPA III - 3000	4100 × 3400 × 1500	φ800 × 3000/3	2.2	-	0-20	0.4-0.6	烧木材型 外加引风机与燃烧炉 Wood-buring type with blower and burn
YPA I - 2800M	3760 × 2000 × 1700	φ1166 × 2800/1	1.1	-	0-7	-	
YPA I - 3000M	3970 × 2000 × 1700	φ1166 × 3000/1	1.5	-	0-15	-	

滚筒长度规格较多，用户可根据情况任意选择。
Dimension of ironing roller can be customized.

ZD型工业折叠机系列

ZD type industrial folding machine series



主要特点

- 1.采用大屏幕点阵液晶显示及智能化控制系统，并且有良好的中英文人机对话界面；
- 2.在电脑监控下完成5次折叠，纵折和横折次数可按织布幅度、厚度自由编程；
- 3.采用高智能化的红外线检测系统，取消了传统的机械脉冲计数装置；
- 4.具有双通道折叠功能，可双倍提高小型布草的熨平折叠能力，降低能耗；
- 5.运转速度调节范围大，能与各种相应的熨平机匹配；
- 6.具有自诊断功能，完善的安全保护系统，检测点自保养功能；
- 7.电脑板采用继电器输出，无需中间继电器，减少了故障点，维修检测方便；
- 8.各控制组件均采用直流24V低压组件，安全可靠，便于直接维修；
- 9.各控制阀均采用气动控制，动作迅速可靠，对周围环境无污染；
- 10.本设备多处装有安全开关，使用安全可靠。

Main Features

- 1.Adopt large lattice LCD screen and intelligentized controlling system, also has good English and chinese Language man-machine conversation interface.
- 2.It finishes five times folding in the guard of computer,vertical folding and horizontal,folding's times could be programmed according to the fabric's width and thickness.
- 3.Adopt intelligentized infrared testing system,abrogate traditional mechanical pulse counting device.
- 4.Possess double channels folding function,could double improve mechanical pulse counting device.
- 5.With wide range speed-adjusting,which can match with each ironing machine.
- 6.Prossess self-diagnosis function,perfect safety protection system and self-maintaining function.
- 7.Relay output is used for the computer panel,medial relay is not necessary,reduced malfunctions and make maintain and inspecting convenient.
- 8.Each control or module adopts DC 24V low voltage module,safe and reliable,easily to be maintained directly.
- 9.Each valve adopts pneumatic controlling,which makes actions quick and safe,and no pollution to the surrounding environment.
- 10.Safe switches are installed for many parts to make sure the safe and reliable operation.

工业折叠机主要技术参数

Main Technical Parameter

参数名称	Item name	单位 Unit	ZD3300-v
最大折叠长度X宽度	Folding length(max.)Xwidth	mm	3600x3300
工作能力(普通床单)	Working capacity	m/min	30
使用气源压力	Supply pressure	Mpa	0.5-0.7
压缩空气消耗量	Compressed air consumption	L/min	~ 80
额定输入功率	Rated input power	Kw	0.75+0.37
耗电量	Power consumption	Kw/h	0.6
配用空气压缩机排量	Drainage of air compressor	M ³ /min	0.3
外形尺寸(长X宽X高)	Dimension (LXWXH)	mm	4940x2530x1930
整机重量	Machine weight	kg	1450
外接电源线径	External power line	mm ²	4自备provided by users
电源	Power supply	V/P/Hz	380/3/50

卫生隔离式洗衣机

Hygiene barrier washer extractor machine series



卫生隔离式洗衣机

Hygiene Barrier Washer Extractor Series

主要特点

卫生隔离式洗衣机理念将洗衣房分成了洁净区和非洁净区两个独立的操作区间。洗涤物由位于非洁净区一侧的机门装入，洗涤完毕后从位于洁净区一侧的机门取出。防止洗涤物由于从非洁净区装载和出料引起的交叉污染，是无尘工业和医院洗衣房的理想解决方案。

Main Features

Barrier washers separate the laundry operation into a solid side and a clean side.Laundry to be processed is loaded from the solid side of the washer and unloaded from the clean side.As a result,A barrier washer is a ideal solution for fighting nosocomial infections in health are institutions. We also offer clean-room models that ensure the dust-free environment required in micro-electronics industry as well as in photoelectric manufacture.


卫生隔离式洗衣机主要技术参数

Hygiene Barrier Washer Extractor Machine Main Technical Parameter

型号	Type		BW100	BW50
额定容量(最大)	Rated capacity(Max.)	kg	100	50
脱水因子(高脱)	G-force(high extractor)		380	320
电源	Power supply	VP/HZ	380/3/50	380/3/50
电机功率	Motor power	kW	11	7.5
接口	Connection			
冷水	Cold water	DN	40	25
热水	Hot water	DN	40	25
蒸汽	Steam	DN	25	25
外形尺寸	Overall Size			
宽度	Width	mm	2105	1976
深度	Depth	mm	1580	1420
高度	Height	mm	2120	1865
整机重量	Machine weight	kg	2800	1800

脱水机系列
Dewatering machine series

φ 400- φ 500脱水机
φ 400- φ 500 Dewatering Machine



φ 600- φ 1200脱水机
φ 600- φ 1200 Dewatering Machine



φ 1500脱水机
φ 1500 Dewatering Machine

主要特点

- 独特的三足悬摆式结构, 可避免因载重不平衡而产生的震动;
- 转胆采用不锈钢板精制而成, 坚固耐用;
- 特有制动开合臂装置, 制动性能良好, 安全可靠;
- 采用三角带传动, 由电机带动起步轮, 缓步启动至正常转速, 运转平稳无振动。

Main Features

- * Independent three legs suspended instruction can avoid shock caused by unbalanced loaded.
- * The roller is made of good quality stainless, strong and durable.
- * Applied with brake system, safe and reliable performance.
- * Adopt a sticky tape of trigonometry of transmission, it is driven the whell by the electrical machinery to start. Walk unhurriedly and start to the normal rotational speed. Turning round with no vibration, but steadily.

主要特点

SS系列脱水机选用优质不锈钢材料制成, 性能优良, 运转平稳, 脱水率高, 其中SWE301-1500大容量脱水机是引用西德技术、按国际标准制作而成, 为国内首创, 具有容量大, 耗能小等特点。有完善的防震、定时、自动和安全控制系统。

Main Features

SS Series dewatering machine is made of high quality stainless stell. Superior performance, smooth running. High dewatering rate. The SWE301-1500 high capacity dehydrated machine adopts the west Germany technique, in accord with national standard, which is first founds country the inside. They have the characteristics of big capacity and low consumption etc. But having the perfect quakeproof, timing, auto controls the system with the safety.

脱水机主要技术参数
Main Technical Parameter

型号 Type	SS752-500	SS752-600	SS753-800	SS751-1000	SS754-1200	SWE301-1500
技术参数 Pated voltaga						
转鼓直径(mm) Diameter of drum	500	600	800	1000	1200	1500
转鼓高度(mm) High of drum	260	300	340	380	480	600
主轴转速(r/min) Speed of drum	1000	1000	910	900	750	750
电机功率(Kw) Motor power	1.1	2.2	4	5.5	7.5	10
最大容量(Kg) Max.capacity	25	45	80	130	220	500
外形尺寸(mm) Overall dimension	1000 × 1000 × 650	1250 × 1250 × 700	1500 × 1500 × 800	1800 × 1800 × 900	2000 × 2000 × 1000	2550 × 1950 × 1400

GX型工业洗衣机系列

GX type washing machine series



10Kg-70Kg洗衣机
10Kg-70Kg Washing Machine



30Kg-150Kg全钢水洗衣机
30Kg-150Kg Full Stainless Steel Water Washing Machine




100Kg-150Kg洗衣机
100Kg-150Kg Washing Machine




200Kg-300Kg全钢水洗衣机
200Kg-300Kg Full Stainless Steel Water Washing Machine



200Kg-300Kg水洗衣机
200Kg-300Kg Water Washing Machine



200Kg-300Kg全钢变频水洗衣机
200Kg-300Kg Full Stainless Steel Water Washing Machine



GX-400水洗衣机
400Kg Water Washing Machine

主要特点

- 采用卧式滚筒型，内外筒均采用优质不锈钢板精制而成，平整光亮、耐腐蚀，对织物的磨损小且无损伤，机器使用寿命长；
- 内筒门盖均装有不锈钢安全锁紧机构，外筒门盖上设有电器互锁装置，运转安全可靠；
- 采用三角胶带传动，振动小、运转平稳、经久耐用。

Main Features

- * Adopting the horizontal cylinder type, the internal and external section are made of high quality stainless steel, level it bright, able to bear comoding, high wear resistance and not damage it, long performance life.
- * There are incorporated lock on the inner door. and electronic interlock on the shell door. It is safe and reliable in running.
- * Be driven with belt, small vibration, turn round steady, durable.

洗衣机主要技术参数

Main Technical Parameter

型号	Type	GX-10	GX-15	GX-20	GX-30	GX-50	GX-70	GX-100	GX-150	GX-200	GX-250	GX-300	GX-400
最大洗涤量 (kg)	Max. washing capacity	10	15	20	30	50	70	100	150	200	250	300	400
转筒尺寸(mm) (内径×长度)	Drum dimensions	φ480 ×600	φ540 ×680	φ600 ×700	φ660 ×800	φ800 ×980	φ950 ×1220	φ960 ×1420	φ1060 ×1650	φ1080 ×2000	φ1200 ×2280	φ1300 ×2280	φ1220 ×3360
转速(r/min)	Rotate speed	46	46	42	36	36	34	34	33	32	30	28	28
功率(kW)	Power	0.55	0.75	0.75	1.1	1.5	2.2	3	4	5.5	7.5	7.5	7.5
蒸汽压力(Mpa)	steam pressure	0.4-0.6	0.4-0.6	0.4-0.6	0.4-0.6	0.4-0.6	0.4-0.6	0.4-0.6	0.4-0.6	0.4-0.6	0.4-0.6	0.4-0.6	0.4-0.6
外形尺寸(mm) 长×宽×高	Overall dimensions	1030 ×730 ×1030	1100 ×800 ×1140	1120 ×860 ×1170	1520 ×1100 ×1300	1750 ×1200 ×1500	2050 ×1300 ×1700	2300 ×1300 ×1800	2500 ×1400 ×1800	2900 ×1400 ×1900	3200 ×1820 ×2100	3200 ×1930 ×2200	4250 ×1850 ×2200

◆ XTQ系列全自动洗脱机

XTQ series automatic washing-dewatering machine



100Kg全自动洗脱机

100Kg Automatic Washing-dewatering Machine



50Kg全自动洗脱机

50Kg Automatic Washing-dewatering Machine

主要特点

- 采用触摸式可编程微电脑自动控制，具有自动化程度高，安全稳定，抗震性强等优点。
- 采用了国际最先进的缸体全悬浮结构避振，由原来硬性冲击设计改为压缩弹簧加液压阻尼器组合避震结构，使机器在高层楼房里工作也能达到避震效果。
- 转筒采用优质不锈钢制作，抗腐蚀能力强，经久耐用。
- 本机为全封闭式，前面装卸布草，后面进水，进汽，排水，无污染环境现象。
- 采用专用变频电机和名牌变频器，使机器运转各程序转速平稳可靠。

Main Features

- * Automatic and programmable controlling system with touching screen, which has character of reliable, high degree of automation and good aseismatic.
- * The most advanced international suspension structure to absorb vibration, improved the vibration absorbing structure from hard impact into hydraulic damper spring compression, that the machine will get no vibration even in the building of skyscraper.
- * Drum is made of stainless steel, corrosion resistance and durable.
- * All closed, front loading and unloading, water inlet and outlet at the back of machine
- * Using high precision converter motor and famous brand frequency inverters, the machine running smooth and reliable.

洗脱机内胆
Large-capacity bladder变频器
Professional inverter30Kg全自动洗脱机
30Kg Automatic Washing-dewatering Machine后传动局部图
Partial Picture of Rear Transmission

全自动洗脱机主要技术参数

Automatic Washing-dewatering Machine

型号 Type		XTQ-15	XTQ-20	XTQ-30	XTQ-50	XTQ-70	XTQ-100
额定容量 Rated capacity							
最小 Min.	kg	10	15	20	35	50	70
最大 Max.	kg	15	20	30	50	70	100
转笼 Drum							
直径 Diameter	mm	636	700	900	1080	1080	1200
径深 Diameter deepness	mm	470	500	500	575	730	856
外形尺寸 Overall dimension							
高 Hight	mm	1300	1400	1635	1800	1800	2030
长 Length	mm	1240	1260	1460	1610	1760	1990
宽 Width	mm	1000	1050	1400	1550	1550	1690
转笼速度 Drum speed							
洗涤转速 Washing rotate speed	r/min	45	45	36	35	33	31
均布转速 Uniformity speed	r/min	90	85	80	75	70	65
中脱 Mid speed	r/min	450	450	420	380	350	310
高脱 High speed	r/min	890	890	780	760	680	680
电机功率 Motor Power	Kw	1.5	2.2	3	4	5.5	7.5
排水阀 Draining valve							
排水阀 Draining valve	mm	φ 70	φ 70	φ 100	φ 100	φ 100	φ 140
进水阀 Filling with water							
热水管 Hot water pipe		3/4"	3/4"	3/2"	3/2"	3/2"	3/2"
冷水管 Cold water pipe		3/4"	3/4"	3/2"	3/2"	3/2"	3/2"
蒸汽管 Steam pipe							
蒸汽管 Steam pipe		3/4"	3/4"	1"	1"	1"	1"
电源 Power supply							
电源 Power supply		Standard:380+N-3PH-50Hz					
机器重量 Machine weight							
重量 Weight	kg	950	1900	1900	2600	2800	3130